

Technical Data Sheet

Signature Series Low VOC Sealer has been specifically formulated as a premium quality sealer to be used over a variety of substrates. This sealer offers excellent adhesion to bare metal, aluminum, SMC, fiberglass, old paint finishes and all Transtar primers. It has excellent leveling and gloss hold out properties and is compatible with most basecoat/clearcoat and single stage systems. It is available in 3 colors to suit all your color match needs.

SUITABLE SUBSTRATES

Substrate		Substrate		Substrate	
Bare Steel	✓	Raw Plastic - Rigid (SMC, BMC) +		Primer - Self-Etching	✓
Bare Galvanized	✓	Raw Plastic - Flexible (ABD, PPO) +		Primer - 1K	✓
Bare Aluminum	✓	Raw Plastic - Soft (PUR) +		Primer - 2K	✓
OEM E-Coat**	✓	Plastic Part - Primed ++		OEM Finish & Old Paint Work - Reversible	✓
Fiberglass/SMC Unbroken Gel Coat	✓	Body Filler	✓	OEM Finish & Old Paint Work - Non-Reversible	✓

** Aftermarket E-coat must be solvent tested with Transtar Urethane Grade Reducers 6700 or 6700-F Series in an inconspicuous spot before application of new coating.

+ Due to the diverse nature of plastics, always test plastic substrate for acceptable adhesion. Adhesion promoter maybe required for proper adhesion.

++ Test pre-primed panels with acetone or paint thinner. If coating fails, strip panel to bare plastic & follow SOP 251 for Raw Plastic.

MIXING



By Volume: 4 parts Signature Sealer (9521/9524/9531/9534/9541/9544)
 1 part 9400 Signature Series Activator
 1 part 6700 or 6700-F Series Urethane Grade Reducer*

Pot Life 2.5 hours (@70°F and 50% relative humidity)

* Use reducer according to shop conditions. Using urethane grade reducer will increase VOC's. For tinting instructions and the use of additives, please refer to next page.

FLASH TIMES/DRY TIMES



Flash Between Coats 5-10 minutes
 Dry to Touch 10 minutes
 Dust Free 10-15 minutes
 Max recoat w/o sanding 3 hours
 Force Drying 5 minutes @ 140°F (60°C)

SURFACE PREPARATION



Bare Metal, Steel, Aluminum, Galvanized Metals: 80-220 grit dry
 OEM & Refinish Paints: 320-400 grit dry
 Clean surface with SCAT 6311, Speedi SCAT 6321 or Aqua SCAT 2 1391/1394 and wipe completely dry
 Body Filler, Fiberglass, SMC: 220-320 dry grit
 * For more information on surface prep and application refer to next page.

SPRAY GUN SET-UP/APPLICATION



Gun Type HVLP/LVLP Gravity Feed
 Fluid Tip 1.2 - 1.6 1.2 - 1.6
 Air Pressure 10 PSI @ aircap 30 - 40 PSI @ gun inlet
 Mil Thickness: 1.0 - 1.5 mils per coat (dry film thickness)

LIMITATIONS & PRECAUTIONS

- For use only by professional, trained painters. Not for sale to or use by the general public.
- Before use, read and follow all TDS, label and SDS precautions.
- If mixed with other components, mixture may be hazards of all combined components.
- See next page for more detailed production application.

Visit www.tat-co.com to assure you are using most updated TDS, to view in other languages and for links to Standard Operating Procedures (SOPs).

TRANSTAR AUTOBODY TECHNOLOGIES • 2040 HEISERMAN DRIVE, BRIGHTON, MI 48114 • (800) 824-2843

FAX (800) 477-7923 • EMAIL: info@tat-co.com

Technical Data Sheet

SPRAY GUN SET-UP

Gun Type	Siphon Feed	Gravity Feed	Pressure Feed	HVLP/LVLP
Fluid Tip	1.4-1.6 mm	1.2-1.6 mm	1.0-1.2 mm	1.2-1.6 mm
Air Pressure	40-50 PSI (@gun)	30-40 PSI (@ gun)	40-50 PSI (@ gun)	10 PSI (@ aircap)
Fluid Pressure	N/A	N/A	10-14 PSI	N/A

Always refer to gun manufacturer's recommendation for proper set up and spray pressure.

SURFACE PREPARATION

Cleaning: Clean surfaces using standard refinish techniques to avoid contamination. Wash surfaces thoroughly with soap and water. Rinse well and wipe dry with a clean cloth. Solvent clean with SCAT 6311, Speedi SCAT 6321 or Aqua SCAT 2 1391/1394 and wipe dry with clean cloth.

Sanding: Finish sand all areas to be sealed with 400-600 grit or finer sandpaper. For OEM E-coat panels, no sanding is necessary, follow cleaning steps above prior to application. Refinish lacquers require entire panel repair. Not recommended for spot repairs over lacquer as lifting may occur. If gelcoat is broken, a polyester primer, such as Kwik Fill 6541-G, should be used.

TINTING & ADDITIVES

Tinting: Can be tinted up to 10% with basecoat toners. Use only unreduced basecoat when tinting. DO NOT tint with single stage urethane or acrylic enamels. For Star Shade ratios, refer to the chart on the next page.

Additives: Fisheye Remover (6737) - Can be used at a rate of 1/4 to 1/2 oz per sprayable quart.
 Universal Urethane Flex Additive (9194) - May be used refer to TDS for mixing instructions.
 DO NOT USE: Kicker (6417).

APPLICATION & FILM BUILD

Coats: Apply 1 full wet coat. If desired, additional coats may be used to achieve coverage. Allow 5-10 minute flash.

Film Build: 1.0 - 1.5 mils

Critical Recoat Time: Sealer should be topcoated within 3 hours to avoid adhesion problems. After 3 hours, scuff sand the sealer with gray scuff pad or sand (wet or dry) with 600-800 grit before applying more sealer or basecoat color. Topcoating without sufficient dry times may result in die-back. Denib with 1200-1500 wet, using a coarser grit could gouge the sealer.

PRODUCT SPECIFICATIONS

Color: White (9521/9524), Gray (9531/9534), Black (9541/9544)	Size: Gallon (9521/9531/9541), Quart (9524/9534/9544)
Shelf Life: 3 years	RTS Solids by Weight: 47%
Weight per gallon: 10.43	Approximate Coverage: 533 ft ² /gal @ 1 mil

Recommendations:

- Sealer must be shaken for a minimum of 10 minutes.
- This product provides adhesion and corrosion protection when used over noted (checked) substrates - when properly cleaned, sanded and applied.

REGULATORY

Category: Primer Sealer	9404	9414/9417	9424/9427	9521/9524	9531/9534	9541/9544
VOC Actual	1.86#/gal (223 g/l)	1.84#/gal (221 g/l)	1.86#/gal (222 g/l)	0.96#/gal (115 g/l)	0.85#/gal (102 g/l)	0.83#/gal (100 g/l)
VOC Regulatory	2.36#/gal (282 g/l)	2.36 #/gal (282 g/l)	2.37#/gal (284 g/l)	1.65#/gal (198 g/l)	1.75#/gal (210 g/l)	1.69#/gal (203 g/l)
Weight % of Volatiles	45.31	45.31	45.31	33.82	43.33	43.59
Weight % of Water	0	0	0	0	0	0
Weight % of Exempt Compounds	25.30	25.82	25.62	25.73	35.12	35.38
Volume % of Exempt Compounds	21.10	21.90	21.68	41.83	51.58	50.70
Density of Material #/gal	9.29	9.44	9.42	11.86	10.39	10.16
RTU VOC Actual (6700-F Series Reducers)				0.95#/gal (113 g/l)	0.87#/gal (105 g/l)	0.86#/gal (103 g/l)
RTU VOC Regulatory (6700-F Series Reducers)				1.83#/gal (219 g/l)	1.93#/gal (231 g/l)	1.88#/gal (225 g/l)
RTU VOC Actual (6700 Series Reducers)				2.19#/gal (262 g/l)	2.11#/gal (253 g/l)	2.10#/gal (252 g/l)
RTU VOC Regulatory (6700 Series Reducers)				3.19#/gal (383 g/l)	3.41#/gal (408 g/l)	3.36#/gal (403 g/l)

MIX RATIO BY WEIGHT (GRAMS)

Choice of Sealer - White (9521/9521), Gray (9531/9534), Black (9541/9544)

Choice of Activator - Fast (9404), Medium (9414/9417) or Slow (9424/9427)

Choice of Reducer - Pick one option

Zero VOC Reducer - Fast (6701-F/6704-F), Medium (6711-F/6714-F), Slow (6721-F/6724-F)

Standard Reducer - Fast (6701/6704), Medium (6711/6714), Slow (6721/6724)

White 9521/9524

	9521/4	9404	9414/7	9424/7	6701-F/4	6711-F/4	6721-F/4	6701/4	6711/4	6721/4
6 oz	168.08	32.90	33.46	33.39	30.97	24.70	39.45	26.46	26.35	26.44
8 oz	224.11	43.87	44.61	44.51	41.30	46.27	52.60	35.28	35.14	35.25
16 oz	448.22	87.75	89.22	89.02	82.60	92.54	105.21	70.57	70.28	70.51

Gray 9531/9534


	9531/4	9404	9414/7	9424/7	6701-F/4	6711-F/4	6721-F/4	6701/4	6711/4	6721/4
6 oz	147.34	32.90	33.46	33.39	30.97	24.70	39.45	26.46	26.35	26.44
8 oz	196.46	43.87	44.61	44.51	41.30	46.27	52.60	35.28	35.14	35.25
16 oz	392.91	87.75	89.22	89.02	82.60	92.54	105.21	70.57	70.28	70.51

Black 9541/9544

	9541/4	9404	9414/7	9424/7	6701-F/4	6711-F/4	6721-F/4	6701/4	6711/4	6721/4
6 oz	144.90	32.90	33.46	33.39	30.97	24.70	39.45	26.46	26.35	26.44
8 oz	192.11	43.87	44.61	44.51	41.30	46.27	52.60	35.28	35.14	35.25
16 oz	384.23	87.75	89.22	89.02	82.60	92.54	105.21	70.57	70.28	70.51


STAR SHADE MIX RATIOS

SS1




9521/9524
as packaged

SS2




2 parts 9521
1 part 9531

SS3



1 part 9521
2 parts 9531

SS4



9531/9534
as packaged

SS5



2 parts 9531
1 part 9541

SS6



1 part 9531
2 parts 9541

SS7



9541/9544
as packaged

Visit www.tat-co.com to assure you are using most updated TDS, to view in other languages and for links to Standard Operating Procedures (SOPs).

TRANSTAR AUTOBODY TECHNOLOGIES • 2040 HEISERMAN DRIVE, BRIGHTON, MI 48114 • (800) 824-2843

FAX (800) 477-7923 • EMAIL: info@tat-co.com